


UNLOCKING THE SEVERN


Activity Pack

Build the River Severn

**FOR
KIDS!**



Build the Severn



**UNLOCKING
THE SEVERN**

Background information:

The River Severn is awesome. It is the longest river in the UK, stretching 220 miles from its source in North Wales to meet the sea in the Bristol Channel. The River Severn has a rich history due to its importance in the country's culture and development. During the 1800s, Britain was undergoing an epic shift into the Industrial Revolution. Before we had motorways, aeroplanes or even railways, rivers were very important as a way of moving goods around the country for trade.

Through the following activities, you will learn more about the river, its history, its landscape and much more. Your challenge is to create the course of the River Severn with as much detail and creativity as you can, but without using water!

What you will need:


An open floor space (lounge or garden work best), access to the internet to conduct research, pencil and paper to make notes, blue material (this could be towels, sheets, old curtains, or a blanket) to create the river itself, other materials to create features along the river. Be creative in your search for materials around your house and garden (e.g. plastic containers, cardboard boxes, construction toys such as Lego, wool, string, rope, foil containers, buttons, moveable furniture such as chairs/stools, natural materials such as fir cones, pebbles or shells). You can even make your own props using old cereal boxes!

Remember: ask your parent or guardian for permission before you get started.



Activity!

Have you ever been to the River Severn, or any other rivers? Write down some place names and words to describe what you saw there. What did the river look like? Were there any plants or animals? Use the images to help you.



Fun Fact


Did you know the River Severn has the highest tidal reach of any River in Europe?!



Your Challenge

Activity!

Your challenge is to build the course of the River Severn, without using water! You will need to use your imagination and problem-solving skills by finding materials in your home and garden that you can use to represent the river and the environments around it.



Don't forget to get your parent or guardian's permission first!

All rivers have 3 sections:

1. Source
2. Middle Section (upper and lower)
3. Mouth

You will be learning about the sections of the River Severn, and using this knowledge to recreate it at home!

Fun Fact

Did you know that there are 107 bridges over the River Severn?!



Task 1: Gather your Information!

Activity!

Before you start building, you need to get some information to help you create the stages of the River Severn. Use the boxes below to describe each section of the river's journey. Answer the starter questions using the images on the following pages, and then develop your knowledge using the surrounding prompts to guide you. We have given you some helpful links at the end of this resource but do your own research as well!



Are there any buildings, or evidence of human activities?

The Source – Plynlimon

- What is the landscape like?
- What wildlife might you find there?

How does the River Severn start?

What can you find out about waterfalls?



- Further research




Fun Fact

Did you know that a single female twaite shad will lay 200,000 eggs in a single season?! That's a lot of eggs!



Images of the Source





Upper Middle Section - Ironbridge

- What is the landscape like?
- What wildlife might you find there?
- Further research

What happened in Ironbridge during the 1700s?

There is an extraordinary bridge in the area. What is it made of?

What shape is the valley at Ironbridge?

Use your detective skills to find out what these funny shaped structures are and if they are still around today.



Images of the Upper Middle Section - Ironbridge





Lower Middle Section - Tewkesbury

- What is the landscape like?

- What wildlife might you find there?

- Further research

What is the largest
building in Tewkesbury?




How was Tewkesbury
affected by the floods in
2007 and 2020?



This is the weir at Tewkesbury,
what was it build for?

Images of the Lower Middle Section - Tewkesbury





Mouth - Severn Estuary

- What is the landscape like?

How is the river different
here than from its source?
How wide is it?

- What wildlife might you find there?

- Further research

How long is the
Severn Bridge?

What is the Severn Bore?
How do people use it?



Images of the Mouth - Severn Estuary



Task 2: Build the River Severn



Activity!

Now you know more about the different sections of the river, it is time to start gathering the resources you will need to build the river yourself. You will find some ideas of materials below, but you will have your own ideas too – be creative!

1. Ideas for gathering and creating...

- plastic containers or packaging
- cardboard boxes
- construction toys eg Lego
- wool, string, rope
- foil containers
- buttons, small pieces of material
- moveable furniture eg chairs or stools
- natural materials -
fir cones, pebbles, shells
- or... make your own props using cardboard boxes

But remember ... no water!


2. You want as much space as possible, so we suggest using the lounge or garden for this activity. What fabric or other materials might you use to represent the river itself? How about bed sheets, towels or even old curtains! What colours should they be? How should they change at each section? Gather up a range of materials and then, using the map of the River Severn on page 2, lay out the course of the river.

3. Break your river into 4 sections and use your gathered materials to recreate the landscape, wildlife and other features that you have researched. Be creative in how you represent the different features, and try to include as much detail as possible.



Fun fact!

These children worked together as a team to create their river. Working with another person often brings out some amazing results. We love their bridge, don't you?!



Task 3: Record and Present your Ideas



Activity!

When you have finished your river, take photos or make a short film showing all the detail and creativity of your design. Why not teach a family member about the amazing River Severn by guiding them downstream?

Task 4: Dismantle. Sadly it has to be done!

Be sure to tidy everything away and put things back where they belong.

Take it further:

Write a story from the perspective of a water droplet beginning its journey at the source! What would they see, hear, feel as they rushed past all the changing landscapes and human built features?!

Write a script for a documentary about the river, make sure to use all the amazing knowledge you gathered through research.

Draw your own poster of the River Severn. Show its course and all those features.

Get extra creative and design your own river with its own history and weird and wonderful creatures!

Useful Websites for River Severn Research

<http://www.primaryhomeworkhelp.co.uk/riversevern/source.html>

This is the 'go to' website to use for information about all stages of the River Severn, it has lots of images too.

<https://www.youtube.com/watch?v=yyMJDZOM7XI>

This is a short film about the River Severn showing all the sections.

<https://www.bbc.co.uk/programmes/p013k6yj>

Look here for film clips about sections of the River Severn from Source to Mouth.

<http://www.severngorge.org.uk/world-heritage-site/nature-and-wildlife/>

Read here about the wildlife near Ironbridge.

<https://www.historic-uk.com/HistoryMagazine/DestinationsUK/Ironbridge/>

This has lots of information about the history of Ironbridge.

<https://www.unlockingthesevern.co.uk/unlocking-the-severn-for-shad/>

Go here for information about the Twaite Shad and other amazing river fish, and how our project is transforming the river.

<https://www.bbc.co.uk/news/uk-england-40052046>

Watch a film about the Shad fish and the weir at Tewkesbury.

<https://www.newsflare.com/video/324045/weather-nature/uk-floods-river-severn-reaches-its-highest-level-since-2007>

Find out about a major river event at Tewkesbury.

<http://www.primaryhomeworkhelp.co.uk/rivers/glossary.html>

Great explanations of key river words.

Complete the other exciting activity packs found on the Unlocking the Severn website by visiting <https://www.unlockingthesevern.co.uk/>